

# Mamiya

Mamiya  MF

[www.ianbfoto.com](http://www.ianbfoto.com)







# Multiple Format

Now, the classic elegance of the Mamiya 6 MF offers enhanced versatility thanks to a multiple-format system that lets the photographer choose the framing most appropriate to the subject classic 6 × 6cm symmetry, the classic proportion of 6 × 4.5cm or the sweep of panoramic excitement with a frame of 54 × 24mm on standard 35mm films.

Composition is perfect in the camera, no darkroom manipulation is needed.

Offering the versatility of superb, high-resolution interchangeable lenses, packed with advanced opto-electronics, sculpted to fit comfortably in the hand and balanced to provide an ultimate photographic platform—the Mamiya 6 MF is consummately professional in performance.








Mamiya  MF









For Mamiya and Bronica medium format cameras and accessories go to : [www.ianbfoto.com](http://www.ianbfoto.com)



*Multiple Choice*

Mamiya  MF



# Designed with a Difference

*Pick up the new Mamiya 6 MF and just feel how perfectly a medium-format camera can fit your hand—with every function precisely where it should be balanced perfectly, for responsive photography.*



## Light & Tough

Nothing matches the Mamiya 6 MF when it comes to providing the versatility of medium-format film in a light, easy-to-handle package. Yet that's not all. This camera is based on a rugged, die-cast aluminum alloy that provides the superb reliability a professional tool deserves.

## Ergonomic Features

A moulded grip design with a non-slip rubberized surface makes the Mamiya 6 MF totally secure for hand-held photography, and finely balanced to eliminate fatigue; easily responding to diverse photographic conditions. The ultra-soft electromagnetic shutter release nestles exactly under the fingertip, allowing the photographer an immediate reaction. Shutter action is so smooth, so quiet, that it allows blur-free photography at even slow shutter speeds.

## Single-Action Film Advance


Fine machinery is a joy to use, and the Mamiya 6 MF is no exception. The Film Advance Lever winds film and cocks the shutter with an easy, light-but-firm action that feels and sounds perfectly right.

## Compact Retractable Mount

Precise engineering assures a perfect match of lens and body to make photography supremely accurate. The entire lens mount assembly recesses into the camera body for greater compactness and enhanced portability, even with the lens attached.

## Panoramic Pleasure

With the growth of interest in panoramic photography, Mamiya now offers creativity of composition style by introducing the optional 135 Panoramic Adapter Set for the Mamiya 6 MF. The set allows use of conventional 35mm film magazine for panorama effects, within the Mamiya 6 MF.







Mamiya  MF



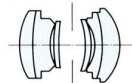


# Interchangeable Lenses

Exceptional color fidelity, fine resolution and superb contrast characterize the three Mamiya High Performance Optics that perfectly match the capabilities of the Mamiya 6 MF. Specially designed with a short flange to allow retraction of the mount, these optics offer the versatility to handle every light condition and all photographic applications, from portraiture to landscapes.

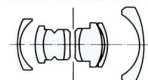


## 75mm STANDARD LENS



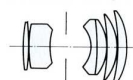
The 75mm lens excels in both contrast and sharpness, providing exquisite detail at any focal distance. The lens is ideal for virtually any imagery.

## 50mm WIDE ANGLE LENS



The 50mm lens is symmetrically designed for minimum distortion, high contrast and bright illumination. The lens is ideal for landscapes, interiors or reportage.

## 150mm TELEPHOTO LENS



The 150mm lens employs Ultra-Low Dispersion glass for optimal chromatic correction and absolute color fidelity important in telephoto photography. The six-element design guarantees fine image detail and color balance throughout the entire focusing range.


	G50mm f/4L	G75mm f/3.5L	G150mm f/4.5L
<b>Lens Construction</b>	8 Elements 5 Groups	6 Elements 4 Groups	6 Elements 5 Groups
<b>Angle of View</b>	75°	55°	30°
<b>Minimum Focus Distance</b>	1m	1m	1.8m
<b>35mm format equivalent</b>	28mm	41mm	82mm
<b>Filter size</b>	58mm	58mm	67mm
<b>Lenshood</b>	Bayonet	Bayonet	Screw-in
<b>Dimensions</b>	55 x 64mm	43 x 64mm	86 x 70mm
<b>Weight</b>	335g	250g	480g



50mm  
WIDE ANGLE LENS

75mm  
STANDARD LENS

150mm  
TELEPHOTO LENS



Auto Close-up Lens  
(for 75mm f/3.5)

The close-up adapter "Auto Close-up Lens" is designed for use with the standard 75mm f/3.5 lens, and weights only 140g. It can be quickly and easily mounted, coupled and removed from the camera lens and body. The apparatus provides close-ups to 50cm.

Subject distance	From the film	110 ~ 81.7cm
	From the front frame of the auto close-up lens	100 ~ 50cm
Magnification	× 0.07 ~ 0.17	
Area covered	75 × 75 ~ 34 × 34	
Weight	140g	



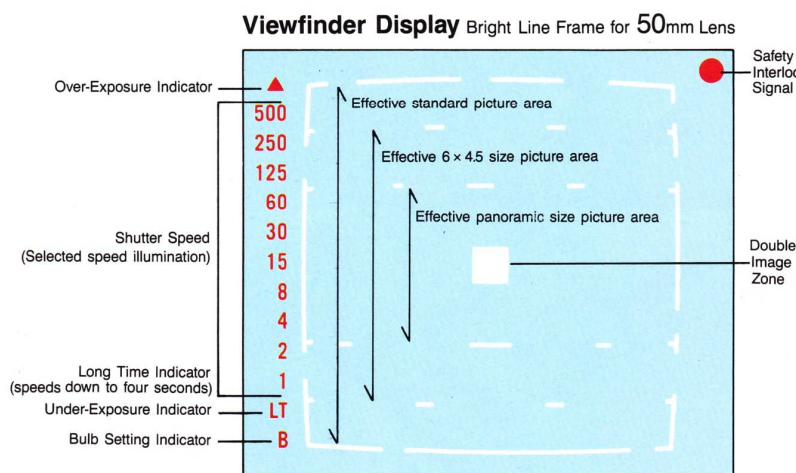
- Taken with 75mm standard lens at minimum focusing distance.
- At minimum focusing distance with Auto close-up Lens.



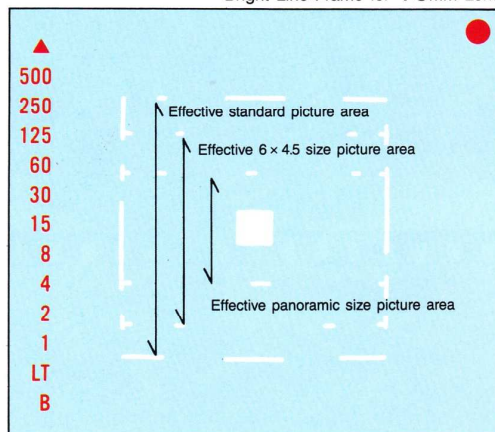


# The Photographer's Eye

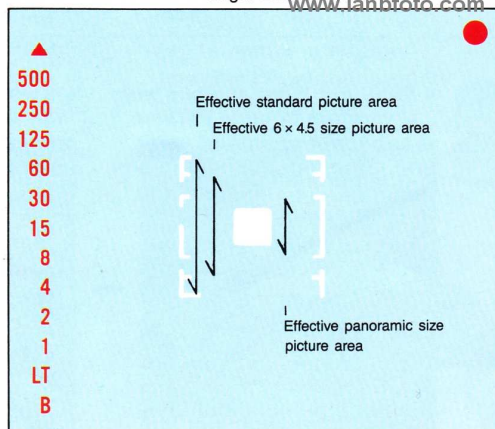
*It is almost impossible to over-emphasize the importance of a clear, bright, uncluttered viewfinder that helps the photographer create the image. The Mamiya 6 MF provides a sterling example of simplified elegance in design and execution. It offers full information on the photographic process and precise control over image framing.*



Bright Line Frame for 75mm Lens



Bright Line Frame for 150mm Lens



## Full Information

The shutter speed LED array on the left side of the viewfinder indicates the speed selected, either manually or by the camera's sensitive auto-exposure system. There are also over/under-exposure indicators, as well as a safety interlock LED at the top right of the frame.

## Fast, Precise Focusing

The coupled rangefinder focusing system of the Mamiya 6 MF is fast and accurate thanks to an unrivaled 60mm base length that makes it surprisingly bright and clear. The dual-image, superimposition focusing aid snaps subjects into focus with a sharpness and clarity that guarantees accuracy.

## Bright-Line Framing

Whichever format the photographer chooses, the Mamiya 6 MF automatically keys in the appropriate framing lines. This makes it easy to include all desired image element, and crop out any unwanted distractions. The framing compensates for lens selection, making it fast and easy to compose each photo with just the right elements.





Mamiya  MF





# Automatic Exposure

*The Mamiya 6 MF incorporates a sensitive and highly accurate automated exposure system to assure proper exposure for every photograph. The system applies intelligent microprocessing to the determination of precisely how much light should strike the film. The determination is made according to the lens selected: exposure is center-weighted for conventional views with the 50mm and 75mm lenses, but averaged for the 150mm lens commonly used to isolate specific subjects.*

## Electronics

With the Mamiya 6 MF auto-exposure system, when the photographer selects his lens aperture—from wide open to isolate a single plane of focus, to stopped down including a range of elements in sharp relief—the camera sets the right shutter speed. Shutter operation is stepless under automated control, choosing the speed to best enhance image exposure, in a range from 4 seconds to 1/500 second.

## AE Lock and Exposure Compensation


When using the auto mode in extreme brightness situations, such as with a backlighted subject, the AE Lock and exposure compensation (+2 to -2EV in  $\frac{1}{3}$  EV increments) are indispensable for correct exposure.

## Manual Exposure Control

In manual mode, an LED will indicate the manually chosen shutter speed while a blinking LED indicates the ideal exposure speed. Once the shutter release button is lightly touched, the LED display will remain on for 10 seconds.

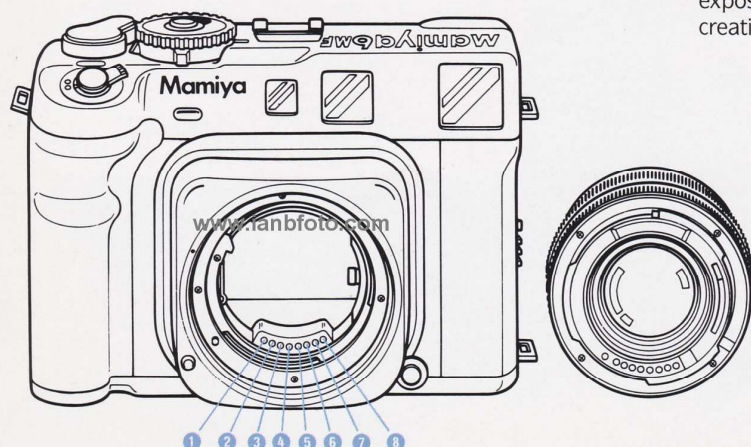
## Electronic Self-timer

When the self-timer switch is turned on, the shutter release is used to activate the electronic self timer. An LED visible on the front of the camera will stay on for approximately 8 seconds and then blink for 2 seconds immediately before the exposure is taken.



## Flash Synchronization at All Speeds

For total control and creativity, the Mamiya 6 MF allows you to use any shutter speed with all lenses for fully synchronized ambient light fill-in flash. This allows you to just set your aperture and the AE will automatically set the shutter speed for correct exposure. Or use the AE Lock, exposure compensation, or manual setting features for creative mixing of fill-in flash and ambient light exposure.



### 8 Electronic Contacts Interface Body and Lens

- 1 Aperture Information Power Contact
- 2 Aperture Information Control Contact
- 3 Shutter Speed Control Contact
- 4 Ground Contact
- 5 X Circuit Ground Contact
- 6 Shutter Open Contact
- 7 Shutter Close Contact
- 8 X Circuit Positive Contact




# Fail-Safe Operation

*Even the most skilled photographer makes a mistake,  
That's why the Mamiya 6 MF provides a wealth of  
design sophistication aimed to eliminating the most  
common errors that can ruin a precious moment.*




## Bellows Baffle Prevents Internal Reflections

The Mamiya 6 MF features light baffling internal bellows, housed within the die cast aluminum alloy retractable lens mount.



## Internal "Dark Slide" Curtain Permits Lens Change with Film Loaded Camera

When changing leaf shutter lenses on the Mamiya 6 MF, film is protected by an internal curtain which acts as a dark slide. The curtain is actuated from the bottom of the camera. When the curtain is closed the shutter release is locked and a red Safety Interlock Signal LED shows in the viewfinder. When the curtain is open, the lens cannot be removed.





# Nomenclature

**Front View Labels:**

- Lens Mount Lock Button
- Electronic contacts
- Retractable lens Mount
- Lens Release Button
- Lens Aligning Dot
- Self Timer Indicator LED
- Exposure Compensation Lever
- Shutter Speed Dial
- Power On/Off Lever
- Shutter Release Button
- Cable Release Socket
- Carry Strap Lug

**Back View Labels:**

- Rangefinder
- Hot Shoe
- Shutter Index Mark
- AE Lock Position
- AE Position
- Exposure Compensation Lock Release Button
- Film Speed Window
- Film Advance Lever
- Exposure Counter
- Exposure Compensation Scale
- AE/AE Lock Release Button
- Back Cover
- 120 Film Mark
- 120, 220/135 Film Selector Mark
- 220/135 Film Mark
- Pressure Plate
- Viewfinder
- Spool Holder Release
- X Sync. Socket
- Self Timer Switch
- Film Start Alignment Mark
- Internal Bellows
- Spool Holder Release
- Spool Holder
- Back Cover Lock Button
- Back Cover Latch
- Tripod Socket
- Film Spool Holder
- Internal Dark Slide Closing Lever
- Internal Dark Slide Release
- Battery Chamber
- Film Memo Holder

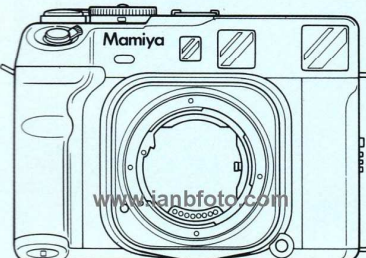






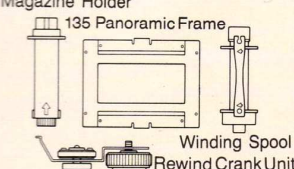
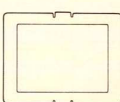
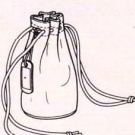

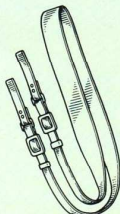
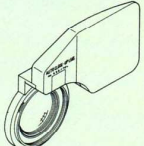


## Specifications

<b>Camera Type</b>	6 × 6cm format interchangeable lens, rangefinder camera
<b>Film Type</b>	120 (12 exposures) or 220 (24 exposures) roll film 135 (36 exp.film 20 exposures) 135 (24 exp.film 12 exposures)
<b>Actual Negative Size</b>	56mm × 56mm 56mm × 41.5mm (with 6 × 4.5 Frame Mask) 54mm × 24mm (with 135 Panoramic Frame Mask and wide angle 50mm lens at ∞)
<b>Lens Type</b>	Wide Angle G50mm f/4L Standard G75mm f/3.5L Telephoto G150mm f/4.5L
<b>Film Winding</b>	A single 185° stroke
<b>Shutter</b>	#00 electronic leaf shutter; B, 4 to 1/500 second, electromagnetic release; X contact, synchronizing at all speeds with Hot Shoe and cord socket; Electronic Self-timer
<b>Exposure Control</b>	Aperture priority AE; Silicon Photo Diode receptor in viewfinder; metering range: EV 3.5 to EV 18 (75mm lens f/3.5, ISO 100); exposure compensation: +2 to -2EV (in 1/3 EV increments)
<b>Film Speed Range</b>	ISO 25 ~ 1600

<b>Rangefinder</b>	Lens declination, double image superimposing system; base length; 60mm (effective base length 34.8mm)
<b>Viewfinder</b>	Coupled with rangefinder; automatic bright line frame selection (50mm, 75mm, 150mm); parallax compensation; magnification: 0.58X; 83% of the field of view visible at infinity; built-in shutter speed and exposure display, safety interlock warning L.E.D.
<b>Internal "Dark Slide" Curtain</b>	For interchangeable lens function
<b>Safety Mechanisms</b>	1. Double exposure prevention 2. Exposure prevention when internal dark slide engaged 3. Exposure prevention when lens mount is retracted
<b>Power Supply</b>	Two 1.5V batteries (SR44 or LR44)
<b>Dimensions</b>	Camera Body: 155mm length × 109mm height × 69mm depth—54mm depth when lens mount retracted Body with 75mm lens: 155mm length × 109mm height × 106mm depth—75mm depth when lens mount retracted
<b>Weight</b>	Camera Body: 900g Body with 75mm lens: 1,150g

## System

Body		Interchangeable Lenses			Lens Hoods
 <p>Mamiya 6 MF Body</p>		   <p>G50mm f/4L      G75mm f/3.5L      G150mm f/4.5L</p>			 For 50mm f/4  For 75mm f/3.5  For 150mm f/4.5
135 Panoramic Adapter Set	6 × 4.5 Frame	Case	Tripod Adapter	Strap	Other Accessory
 <p>Magazine Holder 135 Panoramic Frame Winding Spool Rewind Crank Unit</p>		 <p>Soft Lens Case Type A</p>	 <p>Tripod Adapter N</p>		
<b>Eyepiece Diopters</b> Eye Correction Lens N <input type="checkbox"/> +3 Diopter <input type="checkbox"/> -1 <input type="checkbox"/> +2 <input type="checkbox"/> -2 <input type="checkbox"/> +1 <input type="checkbox"/> -3					

Features and specifications are subject to change without notice.



Mamiya **6**MF



*The  
6 to go*

